REVISIONS						
ZONE	LTR	DESCRIPTION	CHANGE No	DATE	BY	APPR'D
	A	TU111 WAS FM0000873	73165	17SEP10	SLK	CFH
	B	REDRAWN IN PROE-REL IN PLM	C'763	24JUN11	RMB	DJC

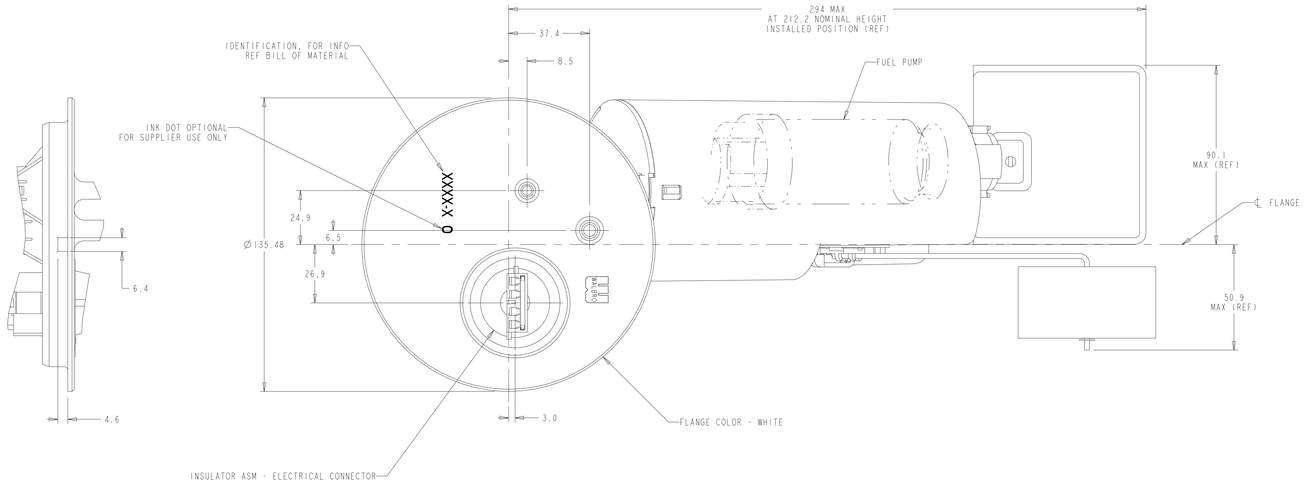

VIEW IN DIRECTION OF ARROW E-CONNECT ONLY

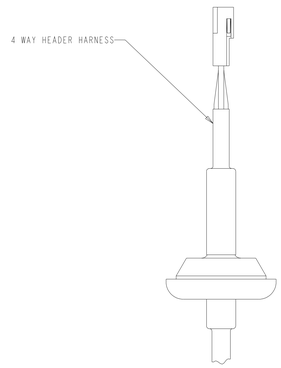

P/N 4695242 CONNECTOR WIRING HARNESS (OUTSIDE OF TANK)				PUMP WIRING HARNESS (INSIDE OF TANK)		
LOCATION	COLOR	GAGE	FUNCTION	LOCATION	COLOR	GAGE
1	RED	16	PUMP POSITIVE	D	RED W/LT. GRAY STRIPE	14
2	DARK BLUE	16	SENSOR SIGNAL	C	----------	20
3	BLACK	16	PUMP NEGATIVE	A	BLACK W/LT. GRAY STRIPE	14
4	BLACK/LT. GREEN	16	SENSOR GROUND	B	----------	20

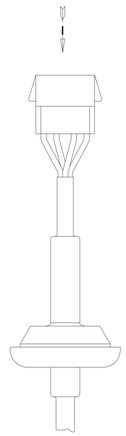

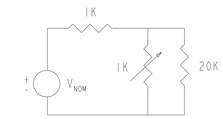

LEVEL UNIT CIRCUIT

LEVEL SENDER UNIT FLOAT HEIGHT VS RESISTANCE				
POINT	FLOAT HEIGHT (mm)	GAUGE RESISTANCE (Ohms)		
		NOMINAL	UPPER LIMIT	LOWER LIMIT
FULL STOP	141.8	60	70	50
FULL DATUM	134.9	130	145	115
3/4	102.5	340	355	325
1/2	73.0	550	565	535
1/4	42.6	760	775	745
LFW	22.6	860	875	845
EMPTY DATUM	9.9	970	985	955
EMPTY STOP	1.1	1050	1060	1040

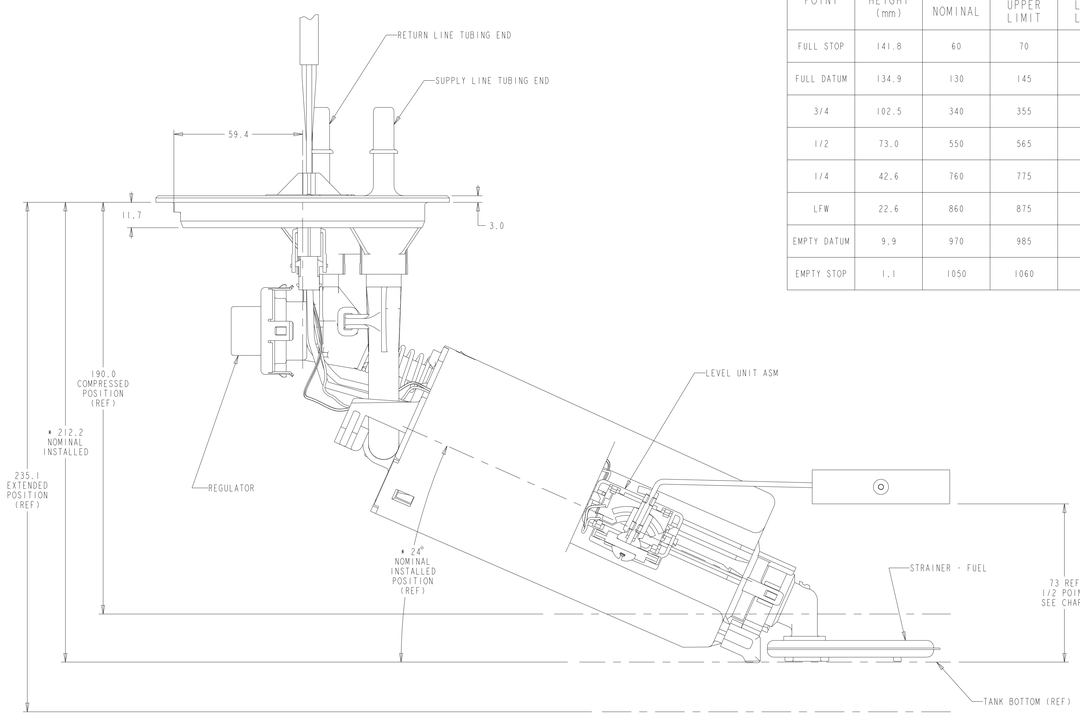

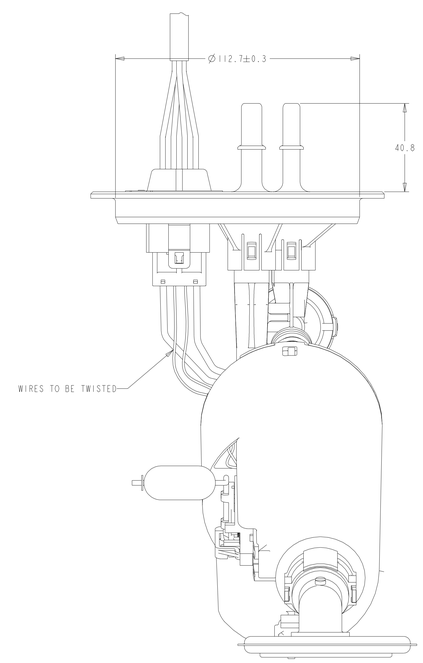

NOTES:
1) SHIPPING CAPS REQUIRED ON ALL OPEN PORTS.

2) A VACUUM OF 1.5 PSI APPLIED TO THE ASSEMBLY RETURN FLOW NIPPLE ON THE FLANGE SHALL NOT RESULT IN AN AIR LEAK EXCEEDING 100 CCM, OR ENGINEERING APPROVAL EQUIVALENT (100% LINE CHECK REQUIRED).

3) FOR PF-8477, SEC. 2.4.1.1 - 6.0 AMPS MAX DRY DEAD-HEAD CURRENT.

4) FOR PF-8477, SEC. 2.4.15 - ALL INTERNAL SUPPLY AND RETURN LINE CIRCUITS, INCLUDING REGULATOR, SHALL BE CAPABLE OF WITHSTANDING 830 KPa WITHOUT RUPTURE (DV AND PV REQUIREMENT).

5) DIMENSIONS MARKED WITH * ARE SET-UP DIMENSIONS FOR CHECKING THE LEVEL UNIT CALIBRATIONS.

▽ - DENOTES SAFETY CHARACTERISTIC
◇ - DENOTES SIGNIFICANT CHARACTERISTIC
⟨◇⟩ - DENOTES HIGH IMPACT CHARACTERISTIC

TI AUTOMOTIVE CONFIDENTIAL AND PROPRIETARY.
THIS DRAWING IS PROPERTY OF TI AUTOMOTIVE. TI AUTOMOTIVE CLAIMS PROPRIETARY RIGHTS IN THE SUBJECT MATTER SHOWN AND DESCRIBED HEREIN. THIS DRAWING IS PROVIDED TO RECIPIENT FOR REFERENCE PURPOSES ONLY AND ON THE EXPRESS CONDITION THAT IT WILL BE HELD IN CONFIDENCE. THIS DRAWING MAY NOT BE USED FOR THE PURPOSE OF OBTAINING QUOTATIONS OR MANUFACTURE BY OR PROCUREMENT FROM OTHERS OF THE ARTICLE OR PART SHOWN WITHOUT TI AUTOMOTIVE'S EXPRESS WRITTEN CONSENT. NO LICENSE OR OTHER RIGHTS TO THE SUBJECT MATTER HEREIN ARE GRANTED OR PASSED TO RECIPIENT. COPYRIGHT TI AUTOMOTIVE 2010, ALL RIGHTS RESERVED.

METRIC
ALL DIMENSIONS ARE IN MILLIMETERS

DO NOT SCALE
DECIMAL TOLERANCES UNLESS OTHERWISE SPECIFIED
ONE PLACE ±0.25 TWO PLACE ±0.13 ANGLES ±1°

THIRD ANGLE PROJECTION

DIMENSIONS IN ACCORDANCE WITH ASME Y14.5 - 2009

TI Automotive
630 COLUMBIA ST.
CARO, MI 48723
+1 989.673.7727

ENGINEER:	D.CATLIN		MATERIAL/SPECIFICATION: N/A
DES.MANAGER:			
DESIGNER:	R.BRUBAKER	24JUN2011	
CAD SYSTEM: PRO/E	SCALE: 1:1		SHEET NO. 1 OF 1
REFERENCE (SIMEX): CAD: AR00305533/AB			PLM REFERENCE/REV.: 000104743/AA
REFERENCE (SIMEX): REF: FM0000873			PLM REFERENCE/REV.:
DRAWING NAME: PUMP/LEVEL UNIT ASM-FUEL COMPLETE			
SIZE: A0	DRAWING NUMBER: TU111		